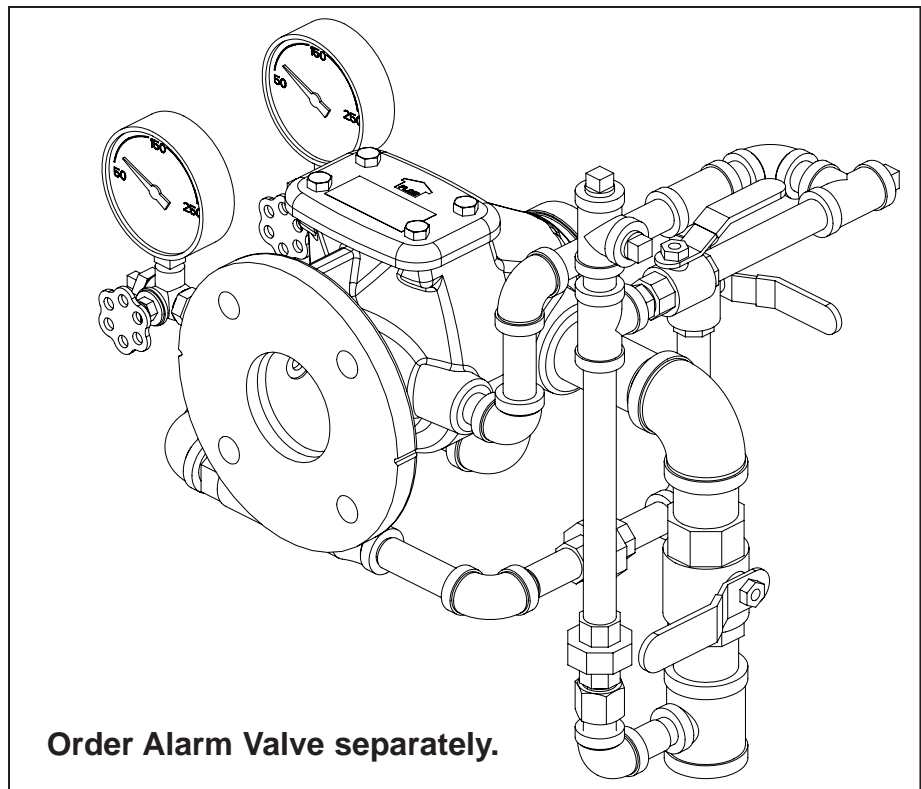




# TECHNICAL DATA

**MODEL J-1**  
**ALARM CHECK VALVE**  
**HORIZONTAL TRIM**



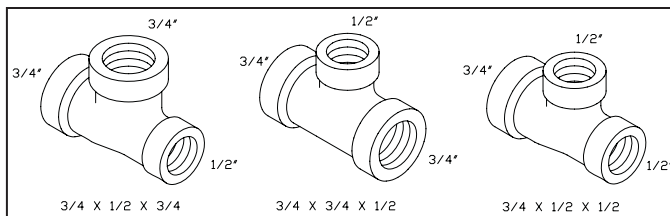
This Trim Chart is for use with the following Viking Trim Sets

Valve Size	Galvanized	Brass
3" (DN80)	08763	11432
4" (DN100)	08765	11433
6" (DN150)	08767	11434
8" (DN200)	08769	11435

**NOTES: For use with Trim Chart on page 28 b.**

**General Notes:**

- Valve must be trimmed as shown. Any deviation from trim size or arrangement may affect the proper operation of the valve.
- All pipe, 3/4" (20 mm) and smaller, shall be galvanized steel except when other materials are specified in the technical data for the system used. All trim components must be listed for up to 250 PSI (17.2 bar) Water Working Pressure.
- Dimensions in parentheses are millimeter.
- Viking uses ASME fitting designations. Tee's shall be called out in the following order: 1 - largest outlet on run; 2 - Smaller outlet on run; 3 - Branch size.



**Note 1:** When using a water motor alarm, a strainer is required. Circuit closer vent trim may be required when an alarm pressure switch is used. (See technical data for the retard chamber.)

**Note 2:** This location may be used for optional pressure relief valve (not available from Viking). Install 3/4" (20 mm) tee and listed pressure relief valve.

**Note 3:** To supply an optional excess pressure pump (not available from Viking and not a listed assembly), replace 1/2" ell marked "A" with a tee. Replace 3/4" ell marked "B" with a tee to connect outlet from excess pressure pump. Do not exceed listed water working pressure rating of system components. Perform hydrostatic tests in accordance with recognized Installation Standards.

**Note 4:** Location for non-interruptible pressure switch. When waterflow through the alarm valve occurs, supply to this location cannot be shut off until water flow through the alarm valve stops.

**Note 5:** Component specified is included in Viking trim sets; do not substitute. Use of components other than specified will void any listings and approvals and may affect operation of the valve.

**Note 6:** 300 PSI (20.7 bar) water pressure gauges are provided with trim. 600 PSI (41.4 bar) water pressure gauges are available. Order separately when needed\*. Refer to current Viking Price Book.

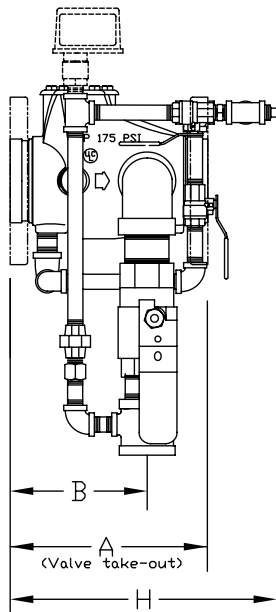
\* NFPA 13 requires gauges to have a minimum limit not less than twice the normal water working pressure at the point where the gauges are installed. When normal water working pressure exceeds 150 PSI (10.3 bar), order 600 PSI (41.4 bar) water pressure gauges separately.





**TECHNICAL DATA**

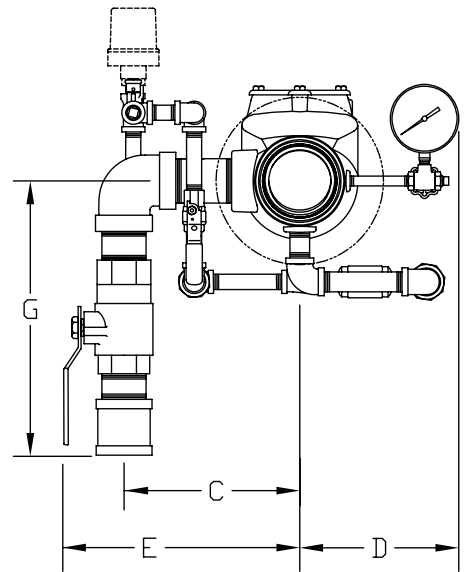
**MODEL J-1  
ALARM CHECK VALVE  
HORIZONTAL TRIM**



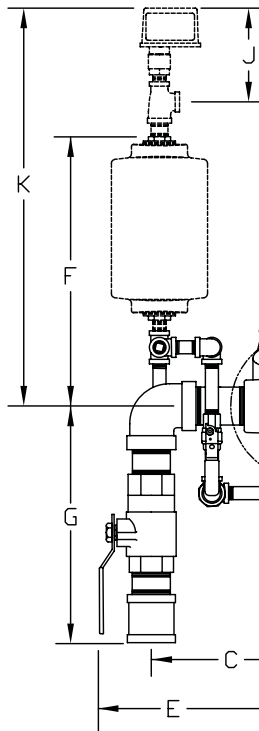
SIZE	A	B	C	D	E	F	G	H
3" (DN80)	10-1/8 (257)	7-1/4 (184)	7-3/4 (197)	7-3/4 (197)	10-1/8 (257)	8-5/8 (219)	8-3/8 (213)	14-1/4 (362)
4" (DN100)	10-5/8 (270)	7-1/2 (191)	9 (229)	9 (229)	12-1/4 (311)	9-3/4 (248)	11-1/2 (292)	14-1/4 (362)
6" (DN150)	13-3/8 (340)	10-1/4 (260)	9-3/4 (248)	9-3/4 (248)	13 (330)	9-1/8 (232)	11-1/2 (292)	17-3/4 (451)
8" (DN200)	17 (432)	8-1/4 (210)	11 (279)	10-1/2 (267)	14-1/4 (362)	9-1/8 (232)	11-1/2 (292)	17-3/4 (451)

All dimensions are approximations  
Dimensions in parentheses  
are millimeter.

Model J-1 Alarm Check Valve  
Horizontal Trim, and Pressure  
Switches Must be  
Ordered Separately  
Refer to Technical Data.



MODEL J-1 ALARM CHECK VALVE WITH HORIZONTAL TRIM  
FOR CONSTANT PRESSURE WATER SUPPLY



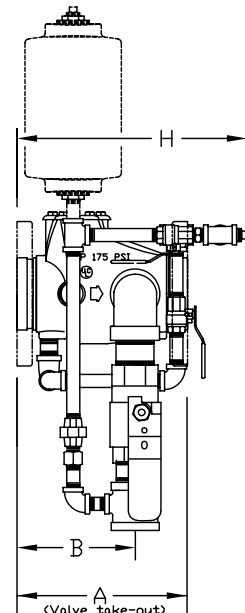
SIZE	A	B	C	D	E	F	G	H	J	K
3" (DN75)	10-1/8 (257)	7-1/4 (184)	7-3/4 (197)	7-3/4 (197)	10-1/8 (257)	17-1/4 (438)	8-3/8 (213)	14-1/4 (362)	5-7/8 (149)	25-7/8 (657)
4" (DN100)	10-5/8 (270)	7-1/2 (191)	9 (229)	9 (229)	12-1/4 (311)	17-1/2 (445)	11-1/2 (292)	14-1/4 (362)	5-7/8 (149)	26-1/8 (664)
6" (DN150)	13-3/8 (340)	10-1/4 (260)	9-3/4 (248)	9-3/4 (248)	13 (330)	18 (457)	11-1/2 (292)	17-3/4 (451)	5-7/8 (149)	26-5/8 (676)
8" (DN200)	17 (432)	8-1/4 (210)	11 (279)	10-1/2 (267)	14-1/4 (362)	18 (457)	11-1/2 (292)	17-3/4 (451)	5-7/8 (149)	26-5/8 (676)

All Dimensions are approximations  
Dimensions in parentheses  
are millimeter

J-1 Alarm Check Valve  
Vertical Trim Package

Retard Chamber,  
Pressure Switches and  
Circuit Closer Vent Trim  
Must be ordered  
Separately

Refer to Technical Data.



MODEL J-1 ALARM CHECK VALVE WITH HORIZONTAL TRIM, RETARD CHAMBER  
AND PRESSURE SWITCH FOR VARIABLE PRESSURE WATER SUPPLY

**THIS PAGE  
INTENTIONALLY  
LEFT BLANK**